

ALLEGHENY TECHNOLOGIES SEGMENT INFORMATION

(Percent of Each Segment's 2002 Sales)

Financial Results (\$ in millions)

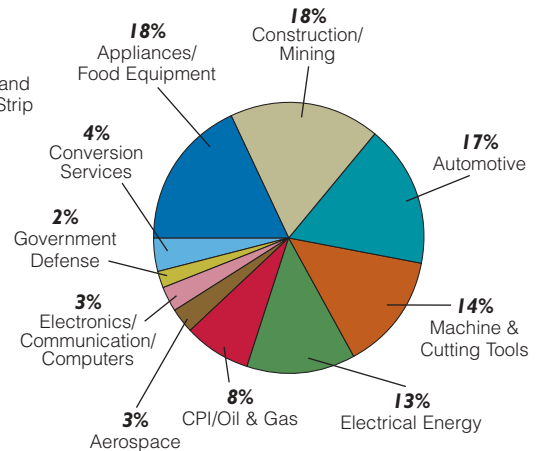
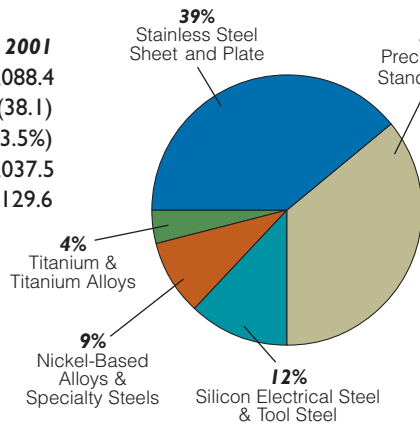
Major Products

Major Markets

Flat-Rolled Products

	2002	2001
Sales	\$ 1,048.2	\$ 1,088.4
Operating (Loss)	\$ (7.9)	\$ (38.1)
Percent of Sales	(0.8%)	(3.5%)
Identifiable Assets	\$ 875.9	\$ 1,037.5
International Sales	\$ 122.7	\$ 129.6

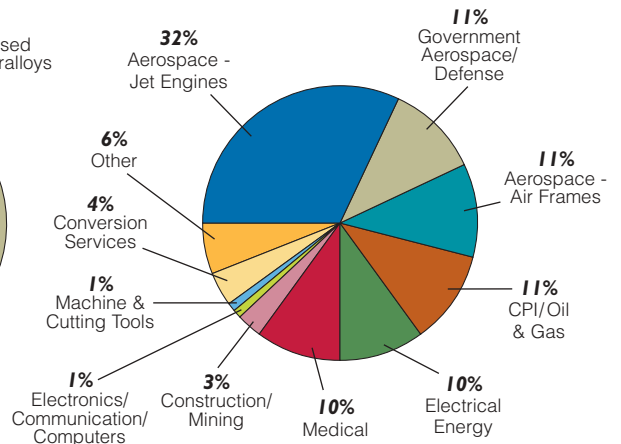
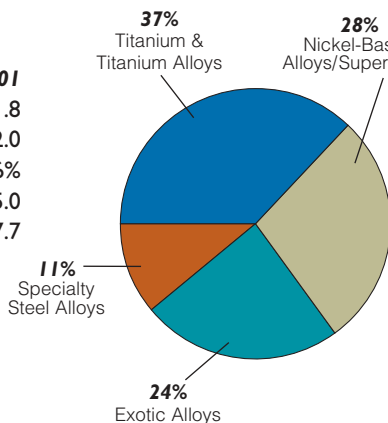
Allegheny Ludlum
 Allegheny Rodney
 Rome Metals
 STAL (Chinese Joint Venture)
 (60% Ownership)



High Performance Metals

	2002	2001
Sales	\$ 630.0	\$ 771.8
Operating Profit	\$ 31.2	\$ 82.0
Percent of Sales	5.0%	10.6%
Identifiable Assets	\$ 594.7	\$ 625.0
International Sales	\$ 247.3	\$ 277.7

Allvac
 Allvac Ltd
 Wah Chang



Industrial Products

	2002	2001
Sales	\$ 229.6	\$ 267.8
Operating Profit	\$ 4.0	\$ 10.4
Percent of Sales	1.7%	3.9%
Identifiable Assets	\$ 160.6	\$ 169.5
International Sales	\$ 70.0	\$ 92.2

Metalworking Products
 Portland Forge
 Casting Service

